WingLine L, 25 kg

Technik für Möbel

Hettich

de Montageanleitung
Obenlaufendes Falttürsystem

cz Montážní návod
Kování pro skládané dveře s horním nosným profilem

dk Monteringsvejledning
Foroven kørende foldelågesystemer

es Instrucciones de montaje
Sistema de puerta plegable deslizamiento superior

fr Instructions de montage
Système de portes pliantes coulissant par le haut

fi Asennusohje
Ylhäällä kulkevat taiteovijärjestelmät

en Installation instructions
Top running folding door system

it Istruzioni di montaggio
Sistemi per ante a libro su binario superiore

nl Montagehandleiding
Bovenaan lopend vouwdeursysteem

pl Instrukcja montażu
Systemy do drzwi składanych z górnym mechanizmem jezdnym

ru Инструкция по монтажу
Система фурнитуры для складных дверей с верхним ходовым элементом

se Monteringsanvisning
Topplöpande vikdörrssystem

tr Montaj kılavuzu
Üstten hareketli katlanır kapak sistemleri

kr 설치 설명서
상부 러닝 슬라이딩 도어 시스템

jp 金具取付けマニュアル
上吊りタイプ引折れ戸扉システム

i	2 - 5
mm	6 - 9
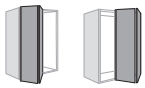	10 - 12
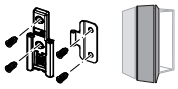	13 - 16
	16 - 18
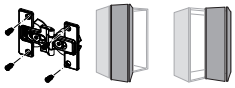	19- 20
	21- 23
	24 -26

de
Bestimmungsgemäße Verwendung
Der Möbelbeschlag WingLine L wird für obenlaufende Falttürsysteme verwendet.
Er ist für die Verwendung in Möbeln nach EN 14749 und den Einsatz in geschützten, trockenen Innenräumen vorgesehen
Eine andere als die unter „Bestimmungsgemäße Verwendung" festgelegte Verwendung gilt als nicht bestimmungsgemäß
Der Beschlag ist getestet nach EN 15706, Level 3
Es wird empfohlen, den Schrank gegen Kippen zu sichern

cz
Použití v souladu s určením
Nábytkové kování WingLine L se používá pro kování pro skládané dveře s horním nosným profilem.
Je určeno do nábytku podle EN 14749 a pro použití v chráněných a suchých interiérech.
Jiné použití, než které je definované pod bodem „Použití v souladu s určením", se považuje za nesprávné.
Kování je testováno podle EN 15706, úroveň 3.
Doporučuje se zajistit skříň proti překlopení.

dk
Tilsigtet brug
Møbelbeslaget WingLine L anvendes til foroven kørende foldelågesystemer.
Det er beregnet til anvendelse i møbler i overensstemmelse med EN 14749 og til brug i beskyttede, tørre indendørs lokaler.
Anden brug end den, der er fastlagt under „Tilsigtet brug", betragtes som utilsigtet brug.
Beslaget er testet iht. EN 15706, level 3.
Det anbefales at sikre skabet mod at vælte.

es
Utilización conforme al uso previsto
El herraje de mueble WingLine L se utiliza para sistema de puerta plegable deslizamiento superior.
Está previsto para el uso en muebles según EN 14749 y su aplicación en estancias protegidas y secas.
Cualquier otra utilización que difiera de la „Utilización conforme al uso previsto" se considera no conforme a lo previsto.
El herraje ha sido verificado conforme a EN 15706, nivel 3.
Se recomienda asegurar el armario para evitar que pueda volcar.

fr
Utilisation conforme à la destination prévue
La ferrure de meuble WingLine L est utilisée pour les système de portes pliantes coulissant par le haut.
Elle est prévue pour une utilisation dans des meubles conformément à la norme EN 14749 et, à l'intérieur, dans des pièces non humides et protégées.
Toute utilisation autre que celle indiquée dans l'« utilisation conforme à la destination prévue » est considérée non-conforme.
La ferrure est testée selon la norme EN15706, niveau 3.
Il est conseillé de sécuriser l'armoire pour éviter qu'elle ne bascule.

fi
Käyttötarkoitus
WingLine L -huonekaluhelaa käytetään ylhäällä kulkevat taiteovijärjestelmät.
Se on tarkoitettu käytettäväksi huonekaluissa EN 14749 -standardin mukaisesti ja sitä voidaan käyttää suojatuissa, kuivissa sisätiloissa.
Kaikenlainen muu kuin „käyttötarkoituksen mukainen" käyttö ei ole käyttötarkoituksen mukaista käyttöä.
Hela on testattu EN 15706 -standardin, taso 3, mukaisesti.
Kaappi kannattaa varmistaa kaatumista vastaan.

en
Intended Use
The WingLine L furniture fitting is used for top running folding door systems.
It is intended for application in furniture to EN14749 and use in dry indoor environments where it is protected from the elements.
Any use other than that defined under „Intended Use" will be deemed to be non-intended use.
The fitting is tested to EN 15706, Level 3.
It is recommended to prevent the cabinet from toppling over.

it
Uso conforme alla destinazione
Il dispositivo per mobili WingLine L viene utilizzato come sistemi per ante a libro su binario superiore.
Il suo uso è previsto in mobili conformi alla norma EN 14749 e in ambienti interni protetti e asciutti.
Ogni altro utilizzo diverso da quanto indicato al punto "Uso conforme alla destinazione" viene considerato non conforme.
Il sistema è testato secondo la EN 15706, Level 3.
Si consiglia di fissare il mobile per evitare che si ribalti.

nl
Doelmatig gebruik
Meubelbeslag WingLine L wordt voor bovenaan lopend vouwdeursysteem.
Het is gemaakt voor gebruik in meubels volgens EN 14749 en toepassing in beschutte, droge binnenruimtes.
Elk ander gebruik dan vastgelegd onder ‚Doelmatig gebruik' geldt als zijnde niet volgens de voorschriften.
Het beslag werd getest volgens EN 15706, level 3.
Wij adviseren de kast te beveiligen tegen kantelen.

pl
Zastosowanie zgodne z przeznaczeniem
Okucie meblowe WingLine L stosowane jest w systemy do drzwi składanych z górnym mechanizmem jezdnym.
Przeznaczone jest do zastosowania w meblach zgodnie z EN 14749 oraz do zastosowania w osłoniętych, suchych pomieszczeniach wewnętrznych.
Zastosowanie inne niż określone jako „Zastosowanie zgodne z przeznaczeniem" jest niezgodne z przeznaczeniem.
Okucie zostało przetestowane zgodnie z EN 15706, poziom 3.
Zaleca się zabezpiecznie szafy przed przewróceniem się.

ru
Использование по назначению
Фурнитура WingLine L предназначена для система фурнитуры для складных дверей с верхним ходовым элементом.
Она предусмотрена для использования в мебели по стандарту EN 14749 и для применения в защищенных, сухих внутренних помещениях.
Иное применение, кроме указанного в разделе „Использование по назначению", считается использованием не по назначению.
Фурнитура испытана по стандарту EN 15706, уровень 3.
Рекомендуется принять меры против опрокидывания шкафа.

se
Ändamålsenlig användning
Möbelbeslaget WingLine L används för topplöpande skjutdörrssystem.
Det är tillverkat för att användas i möbler enligt EN 14749, i skyddade, torra utrymmen inomhus.
En annan användning än den som fastställts med „Ändamålsenlig användning", anses som icke ändamålsenlig.
Beslaget är testat enligt EN 15706, nivå 3.
Det rekommenderas att säkra skåpet mot att välta.

tr
Amacına uygun kullanım
Mobilya aksamı WingLine L, üstten hareketli katlanır kapak sistemleri
EN 14749 standardına uygun, kuru ve korunaklı iç mekan mobilyalarında kullanım için öngörülmüştür.
„Amacına uygun kullanım" başlığı altında öngörülenin dışındaki bir kullanım, amacına aykırı olarak nitelendirilir.
Aksam, EN 15706, Seviye 3 uyarınca test edilmiştir.
Dolabın, devrilmeye karşı emniyete alınması önerilir.

kr
사용용도
WingLine L은 상부 러닝방식의 슬라이딩 도어 시스템입니다.
EN14749에 따라 인증된 가구용 피팅으로서 손상을
방지하기 위해 건조한 실내에서 사용해야 합니다.
제시된 목적 이외의 용도에는 사용할 수 없습니다.
이 피팅은 EN 15706, Level 3에 따라 테스트 완료 하였습니다.
설치시 수납장을 넘어뜨리지 않도록 유의하시기 바랍니다.

jp
用途
トップラインＬは吊り戸タイプの引き戸金物です。
上部レールで支える吊り戸タイプです。
通常の屋内（異常な高湿度及び温度ではない環境）に設置される家具以外での使用には
適しません。
この金具はヨーロッパ品質基準EN 15706のレベル3の試験をパスしています。
家具本体は転倒せぬよう必ず建築躯体に固定してください。

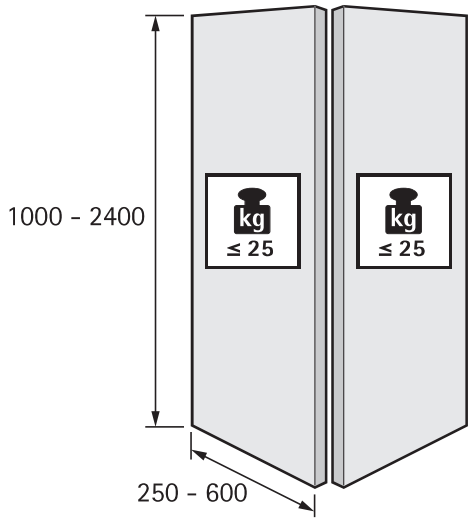
1000 - 2400
kg
≤ 25
kg
≤ 25
250 - 600

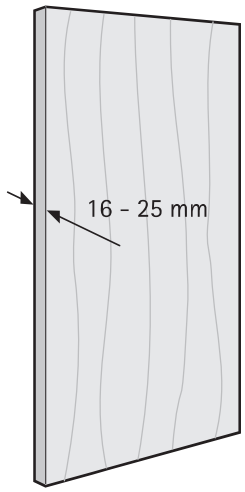
16 - 25 mm

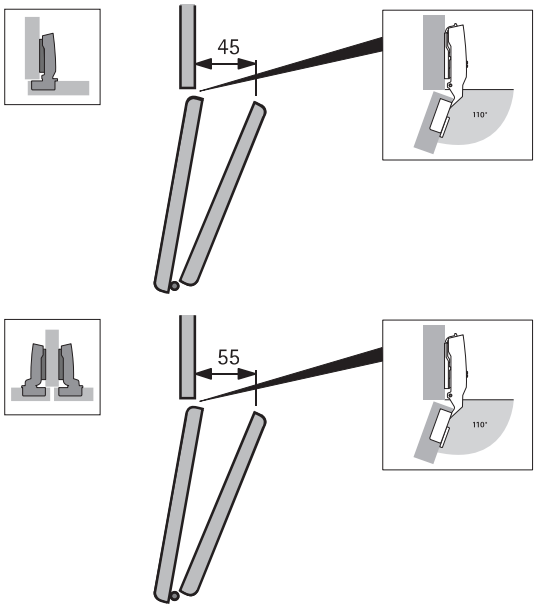
45
110°
55
110°

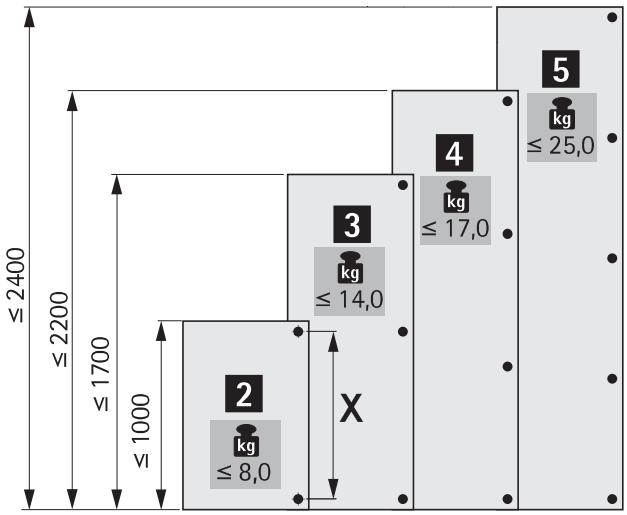
≤ 2400
≤ 2200
≤ 1700
≤ 1000
2
kg
≤ 8,0
3
kg
≤ 14,0
4
kg
≤ 17,0
5
kg
≤ 25,0
X

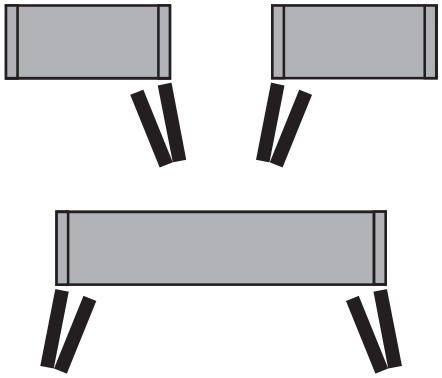

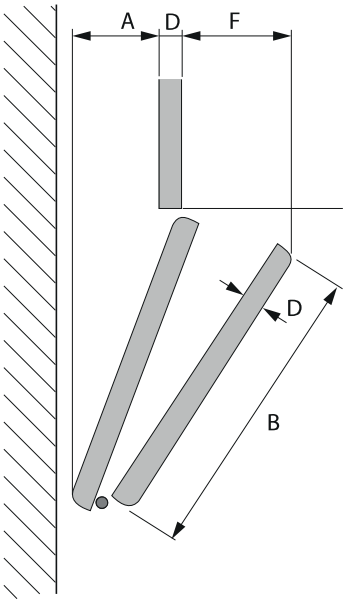

			B 12,5		B 3	
	D	B	A	F	A	F
Sensys 8645i / 8675 (effektiver Öffnungswinkel = 100°)	16	250	31	58	21	68
		300	41	58	32	68
		450	73	58	63	68
		600	104	58	94	68
	18 / 19	250	31	61	21	71
		300	41	61	32	71
		450	73	61	63	71
		600	104	61	94	71
	22	250	31	64	21	74
		300	41	64	32	74
		450	73	64	63	74
		600	104	64	94	74
	25	250	31	67	21	77
		300	41	67	32	77
		450	73	67	63	77
		600	104	67	94	77
Sensys 8631i / 8631 *	16	250	13	70	4	79
		300	18	72	8	82
		450	31	78	21	87
		600	44	82	34	91
	18 / 19	250	13	73	4	82
		300	18	75	8	84
		450	31	81	21	90
		600	44	84	34	94
	22	250	13	74	4	85
		300	18	78	8	87
		450	31	84	21	93
		600	44	87	34	97
	25	250	13	78	4	88
		300	18	81	8	90
		450	31	86	21	96
		600	44	90	34	100

de * Einschränkung der Öffnungsdämpfung bei reduzierten Öffnungswinkeln von 95^, 90° und 85°.

cz * Omezení tlumení pri otvírání s redukovaným úhlem otevrení 95°,90° a 85°.

dk * Begrænsning af åbningsdæmpning ved reducerede åbningsvinkler på 95°, 90° og 85°.

es * Limitación de amortiguación de apertura con ángulos de apertura reducidos de 95°,90° y 85°.

fr * Limitation de l'amortisseur d'ouverture en cas d´angles d´bouverture réduits de 95°, 90° et 85°.

fi * Avausvaimennus laskee jos avauskulma rajoitetaan 95°, 90° j 85°.

en * Soft opening is restricted at reduced opening angles of 95°,90° and 85°.

it * Limitazione dell'ammortizzatore in apertura per angoli di apertura ridotti di 95°, 90° e 85°.

nl * Beperking van de openingsdemping bij gereduceerde openingshoeken van 95°, 90° en 85°.

pl * Ograniczenie tłumienia otwarcia przy zmniejszonych katach otwarcia wynoszacych 95°,90° oraz 85°.

ru * Ограничение демпфирования при уменьшеии угла открывания 95°, 90° и 85°.

se * Minskning av öppningsdämpningen vid reducerad öppningsvinkel om 95°, 90° och 85°.

tr * 95°,90° ve 85° açılma açılarında, kapak açma hareketinin kısıtlanması.

kr * 소프트 오프닝은 열림각도 95°,90° 그리고 85° 로 제한됩니다.

jp * 開き角度は、９５°、９０°、８５°と制限できます。

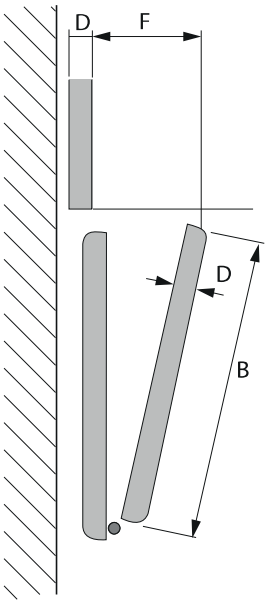

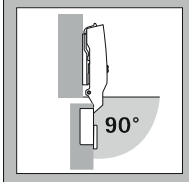

Sensys 8645i / 8675
mit Öffnungswinkelbegrenzer 90° *

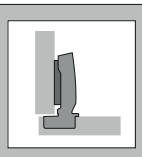
B 12,5

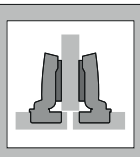
B 3

D	B	F	F
16	250	89	99
	300	95	105
	450	111	120
	600	123	133
18 / 19	250	92	102
	300	98	108
	450	113	123
	600	126	136
22	250	95	105
	300	101	111
	450	116	126
	600	129	139
25	250	98	108
	300	104	114
	450	119	129
	600	132	142

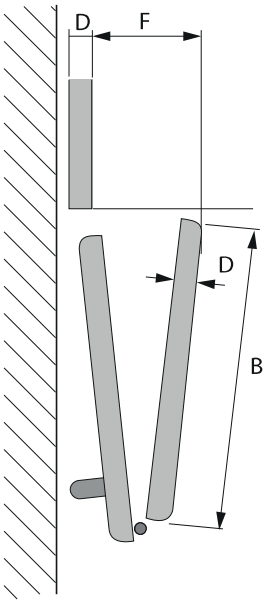

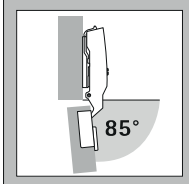

Sensys 8645i / 8675
mit Öffnungswinkelbegrenzer 85° *

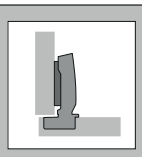
B 12,5

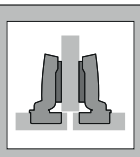
B 3

D	B	F	F
16	250	115	125
	300	127	136
	450	159	169
	600	190	200
18 / 19	250	118	18
	300	130	139
	450	162	172
	600	193	203
22	250	121	131
	300	133	142
	450	165	175
	600	196	205
25	250	124	133
	300	136	145
	450	168	178
	600	199	208

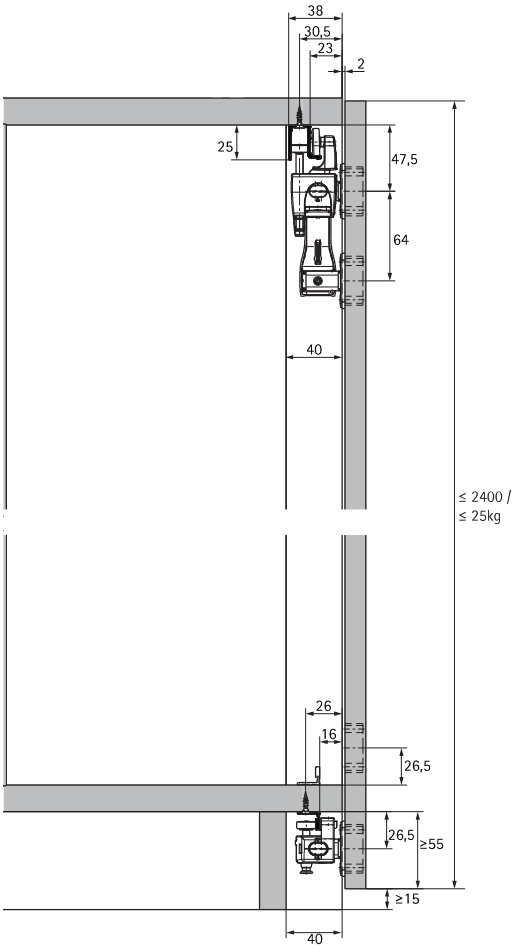
38
30,5
23
2
25
47,5
64
40
≤ 2400 /
≤ 25kg
26
16
26,5
26,5
≥55
≥15
40

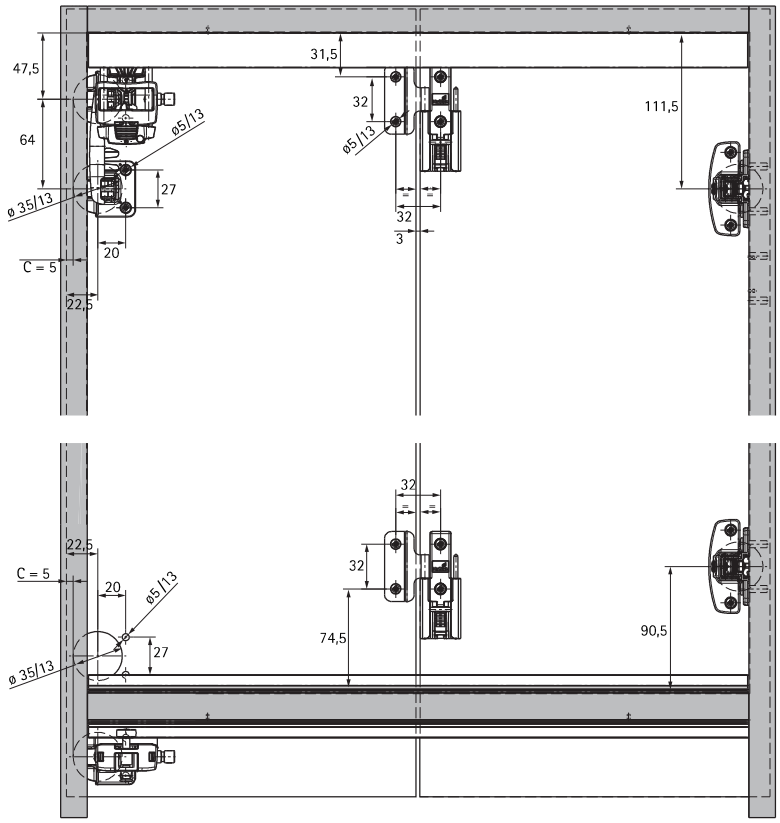
47,5
64
ø5/13
ø 35/13
27
C = 5
20
22,5
31,5
32
ø5/13
32
3
111,5
32
22,5
C = 5
20
ø5/13
ø 35/13
27
32
32
74,5
90,5

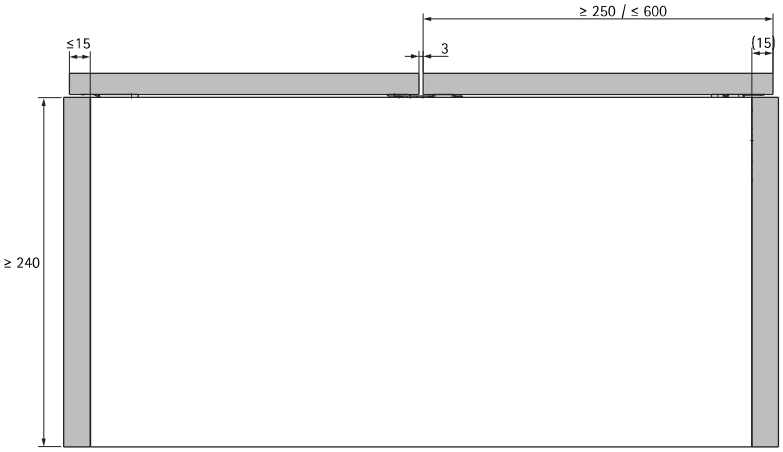
≥ 250 / ≤ 600
≤15
3
(15)
≥ 240

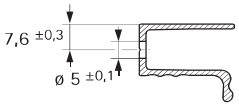
7,6 ±0,3
ø 5 ±0,1

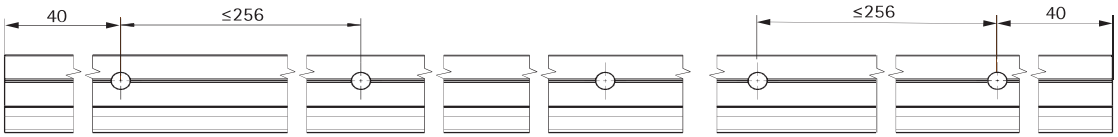
40
≤256
≤256
40

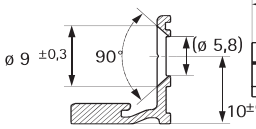
ø 9 ±0,3
90°
(ø 5,8)
10±0,2

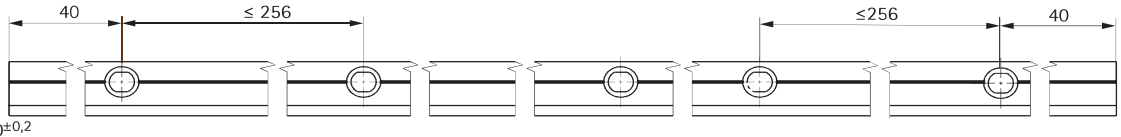
40
≤ 256
≤256
40

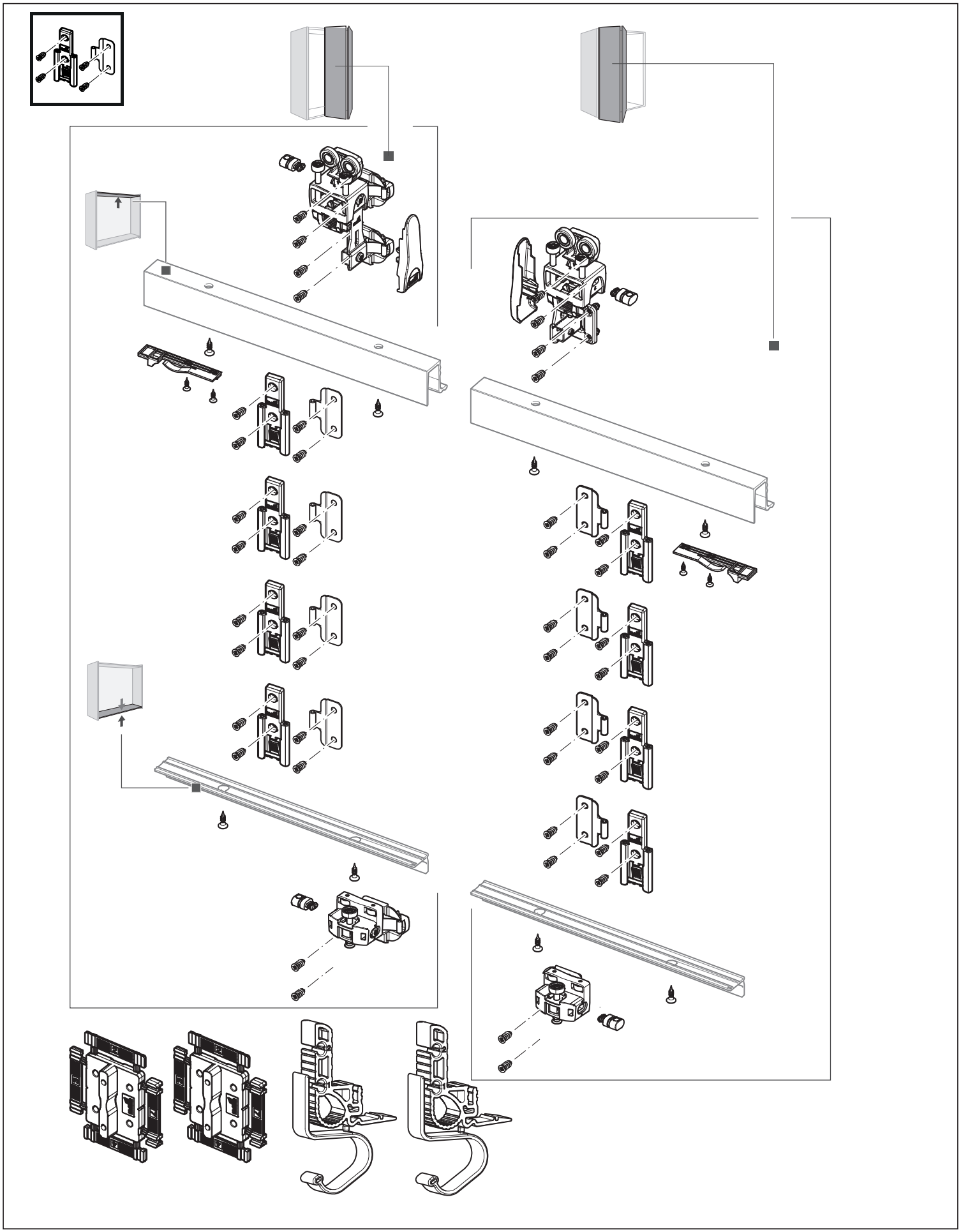

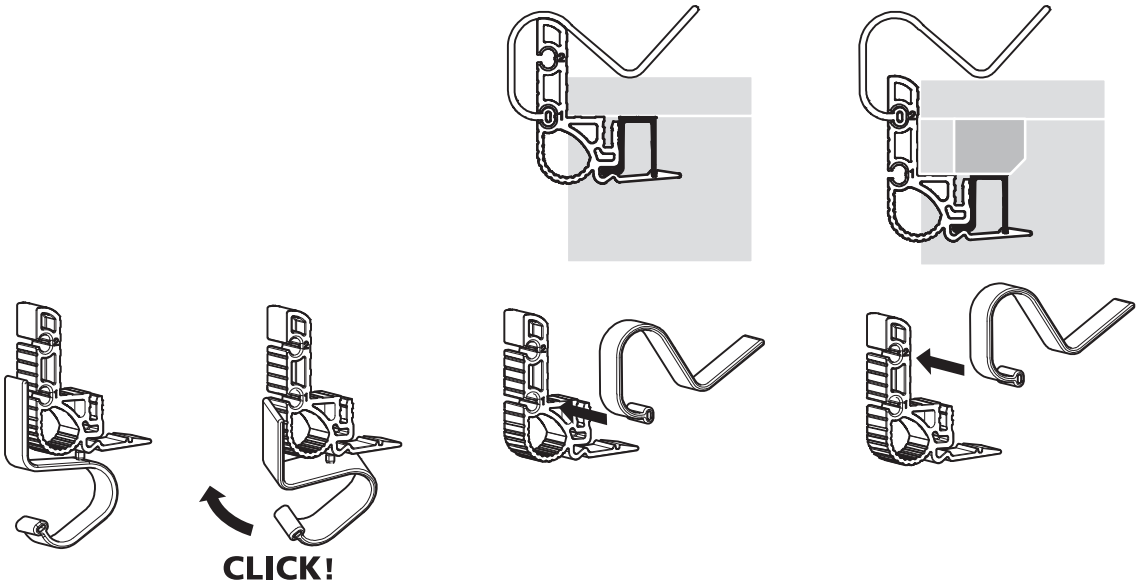

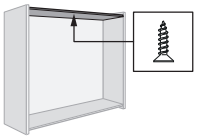

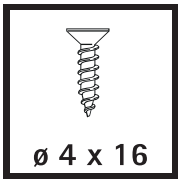

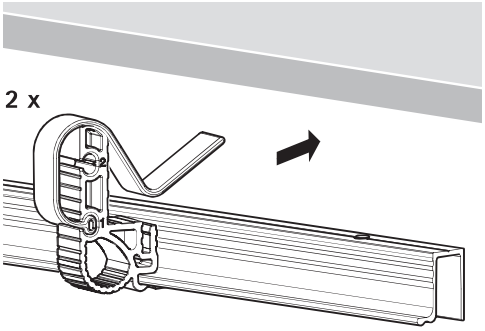

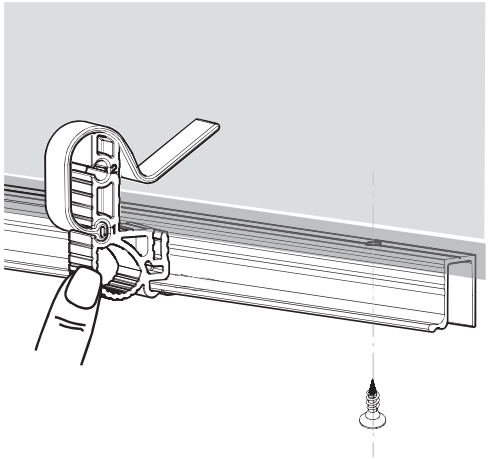

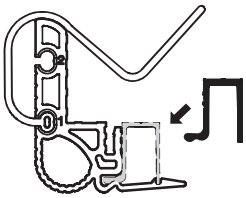

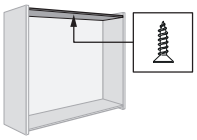

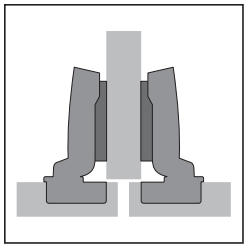

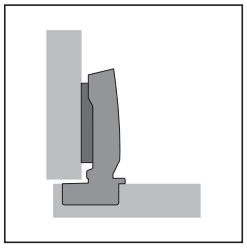

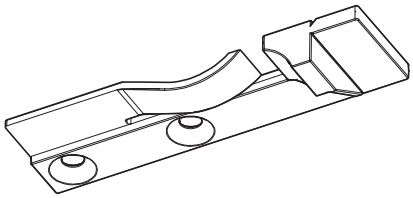

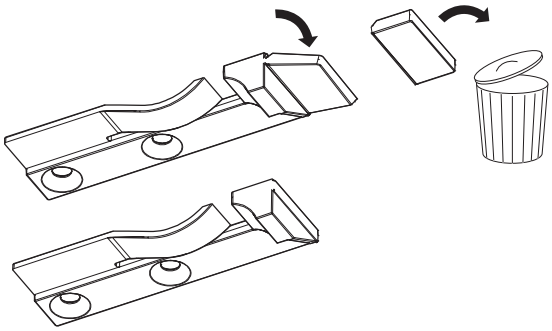

Hettich Marketing- und Vertriebs GmbH & Co. KG · Gerhard-Lüking-Straße 10 · 32602 Vlotho · Telefon +49 5733 798-0 · www.hettich.com

ø 4 x 16

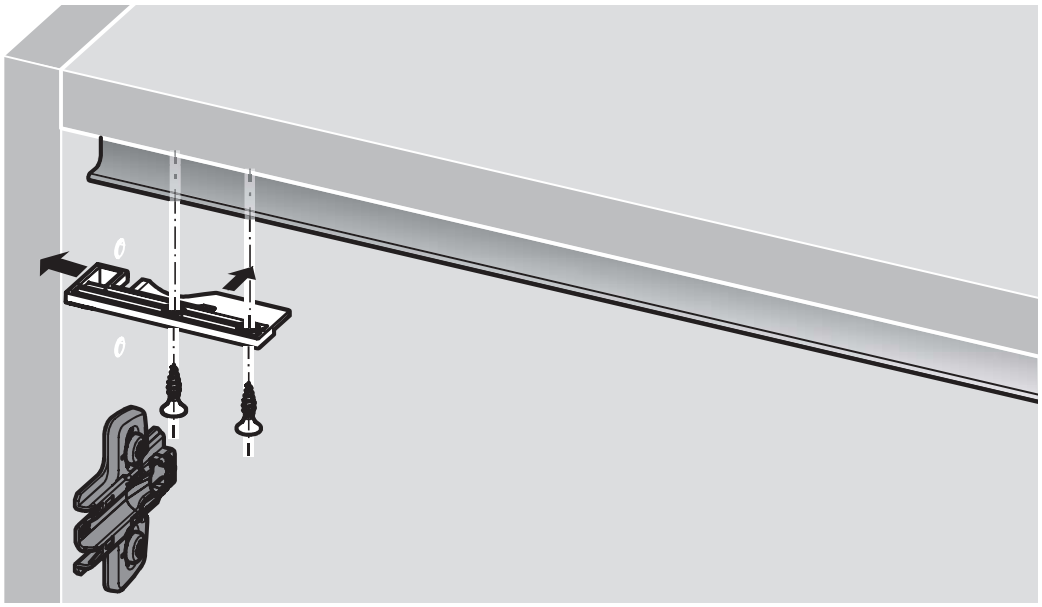

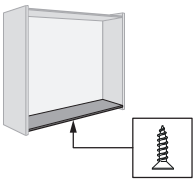

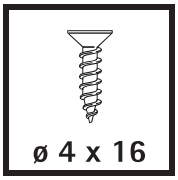
ø 4 x 16

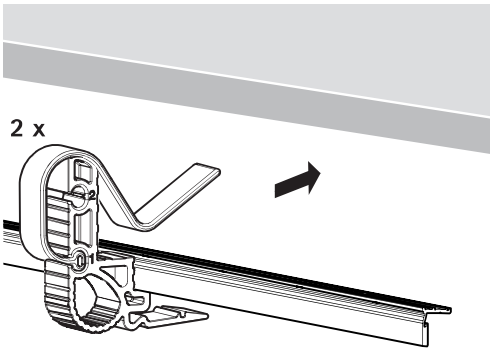
2 x

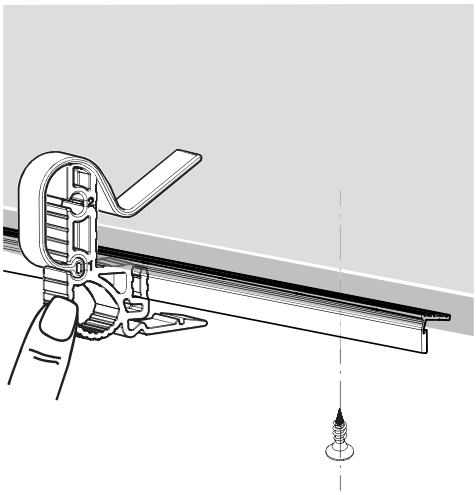

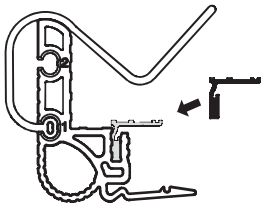

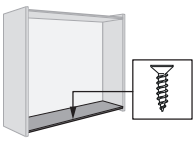

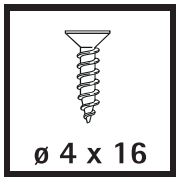
ø 4 x 16

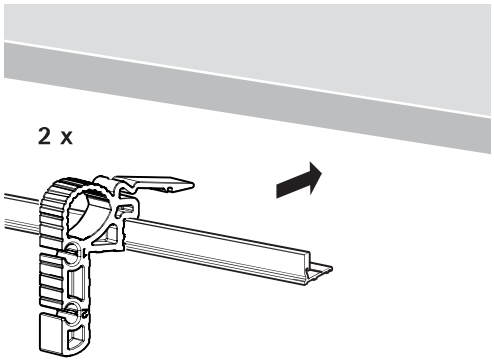
2 x

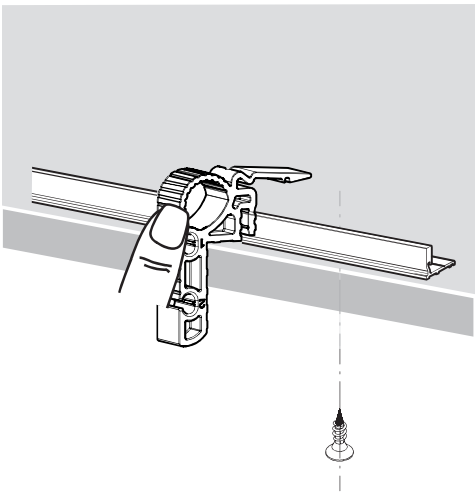

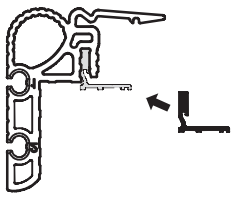

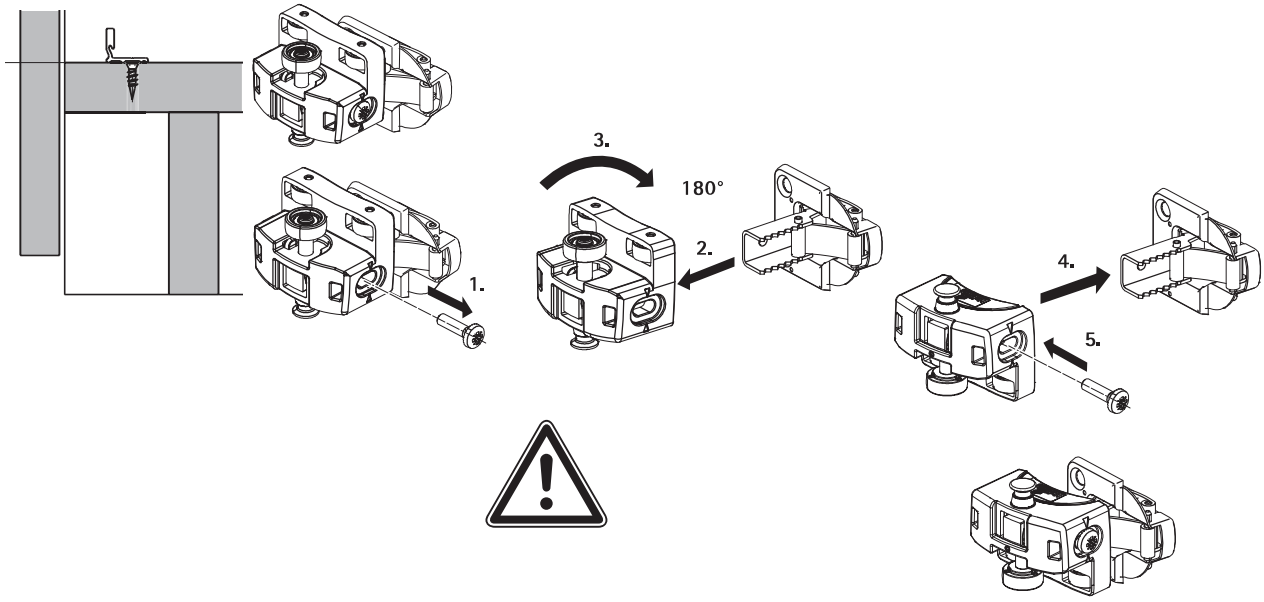
1.
2.
3.
180°
4.
5.

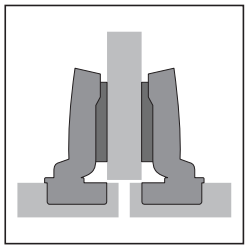

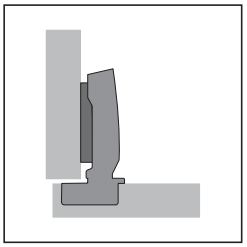

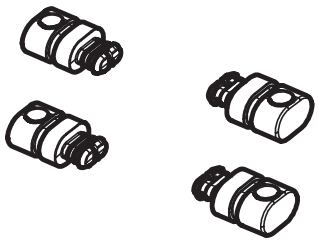

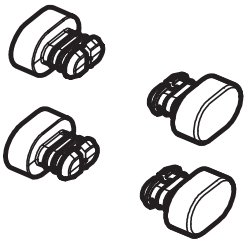

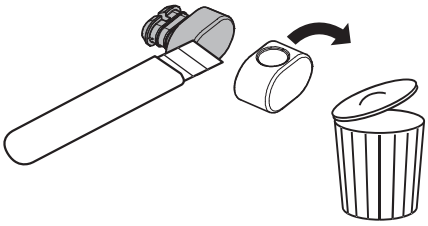

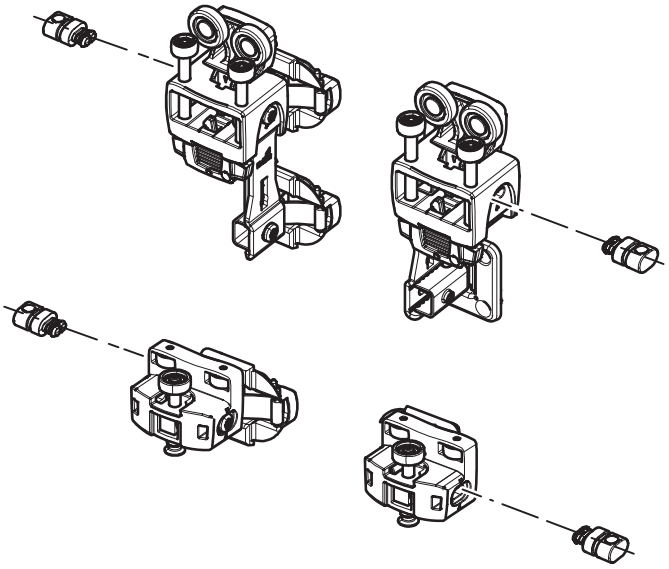


13
19

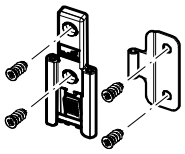

1.

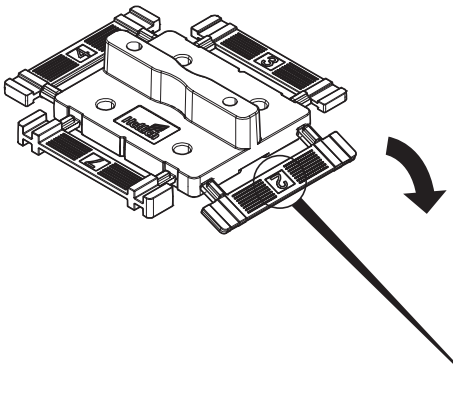

2.

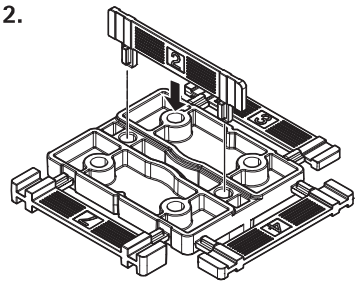

3.

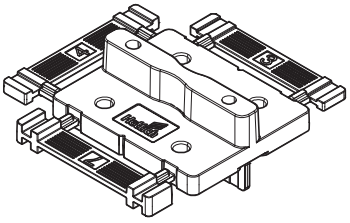

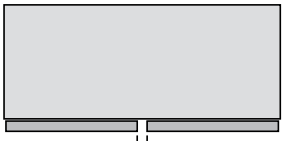

F = 2, 3, 4, 7 mm

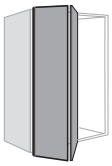

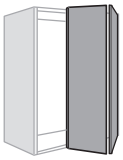



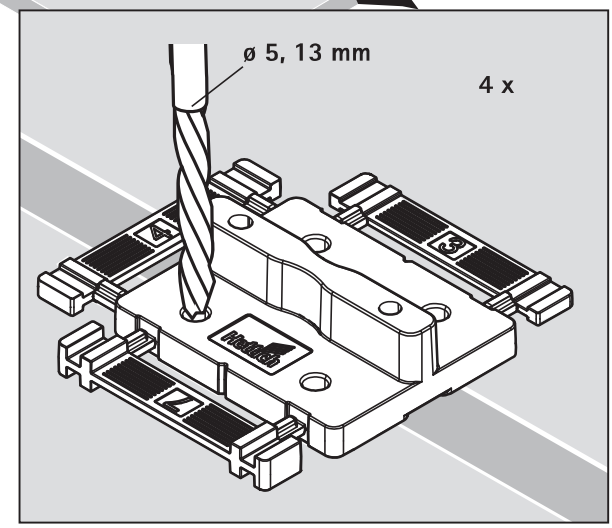

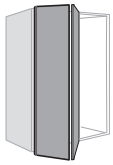

ø 6,3 x 12,5

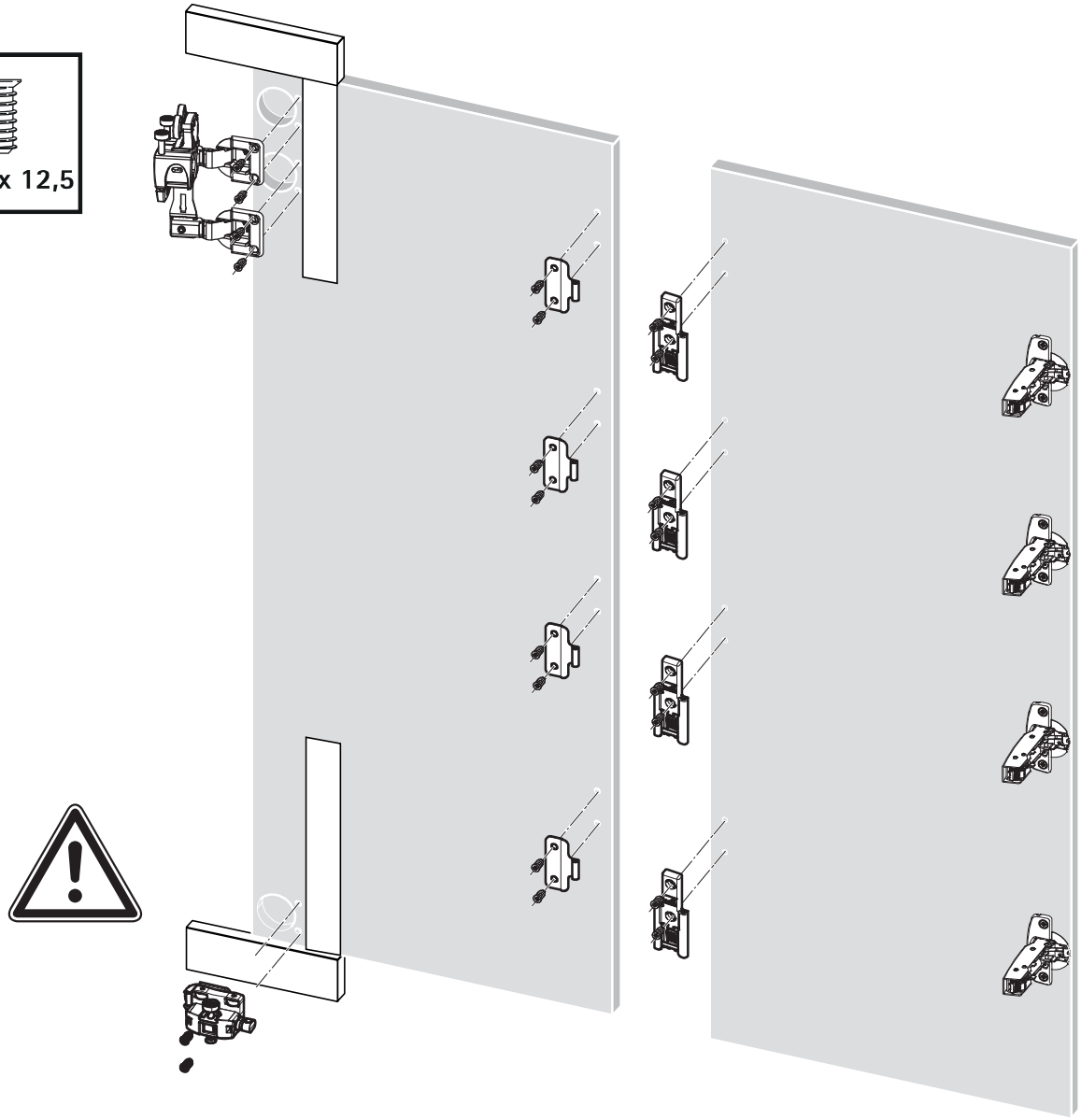

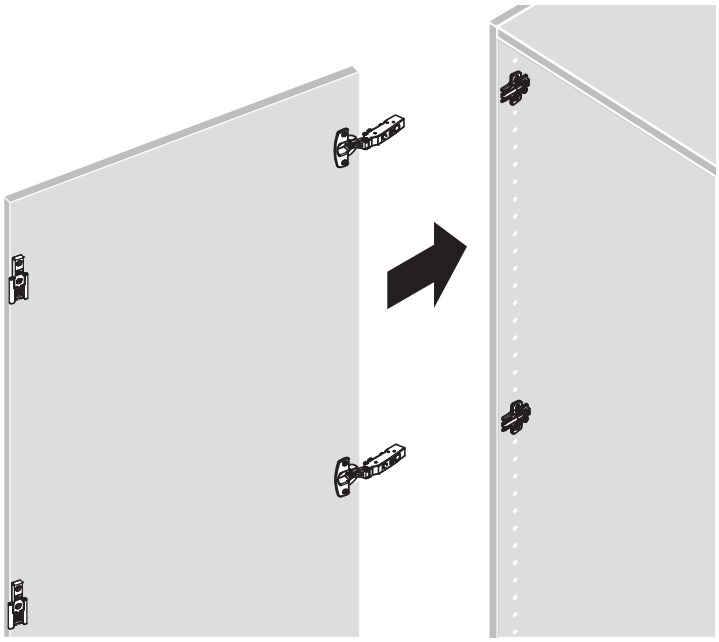

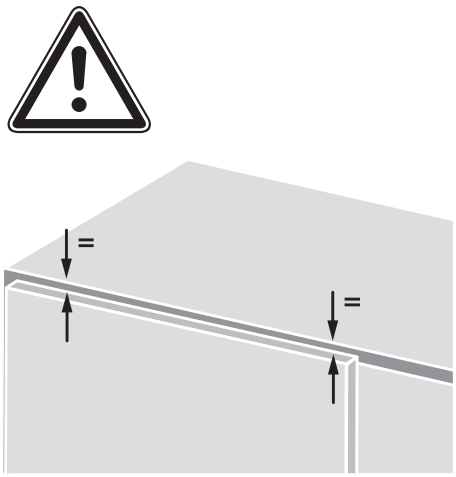
=
=

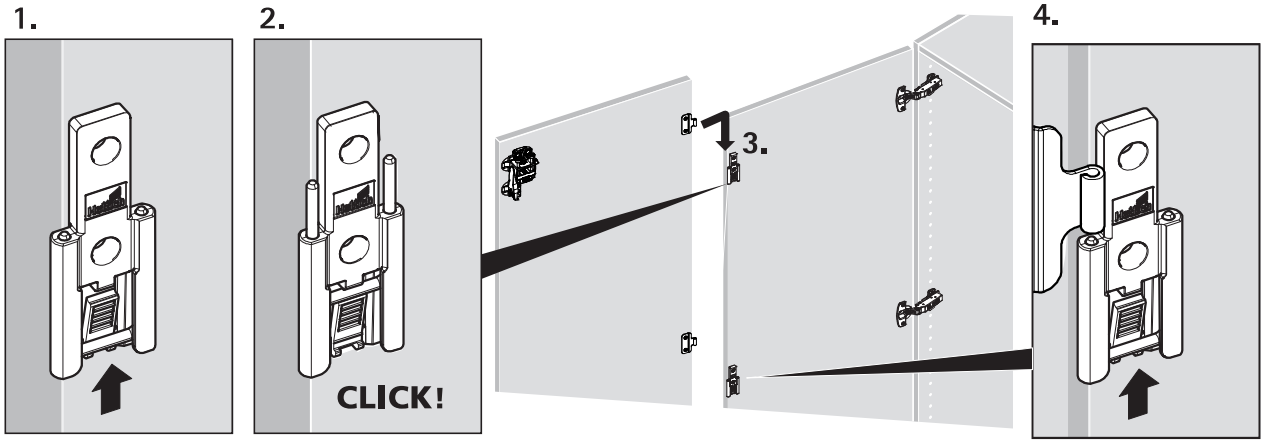
1.
2.
CLICK!
3.
4.

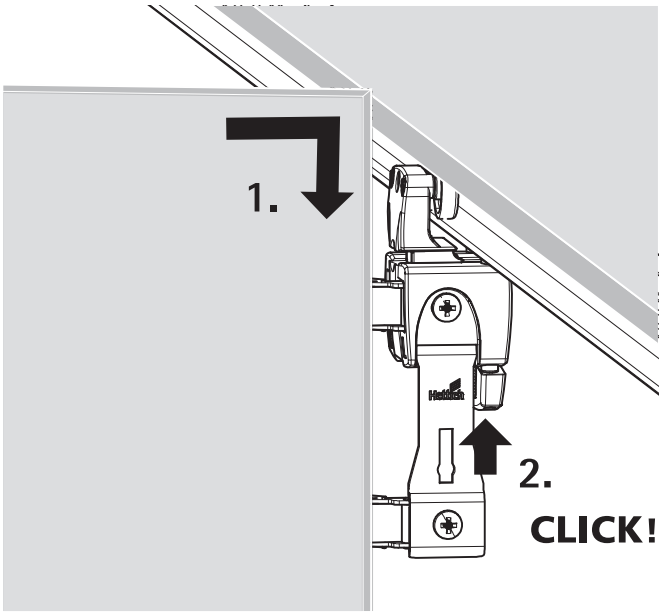
1.
2.
CLICK!

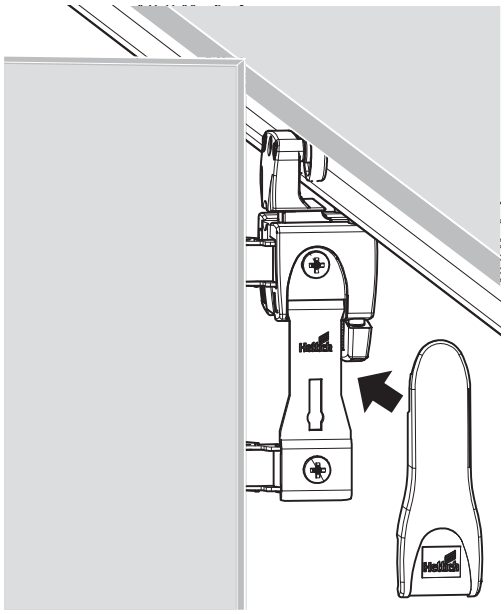

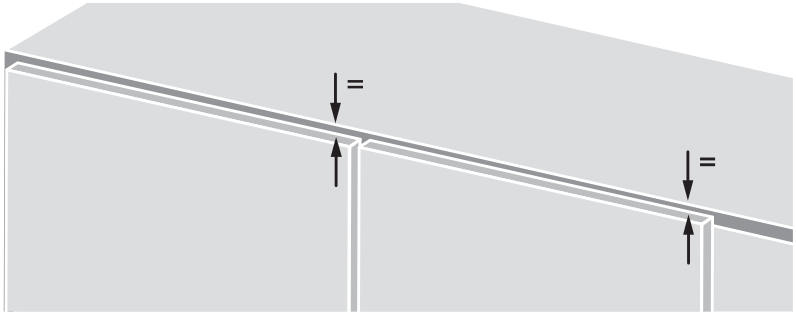
=
=

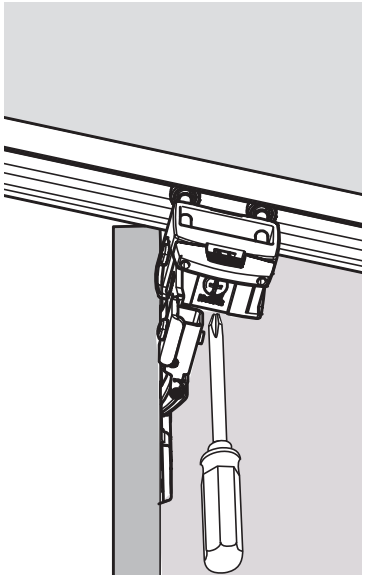

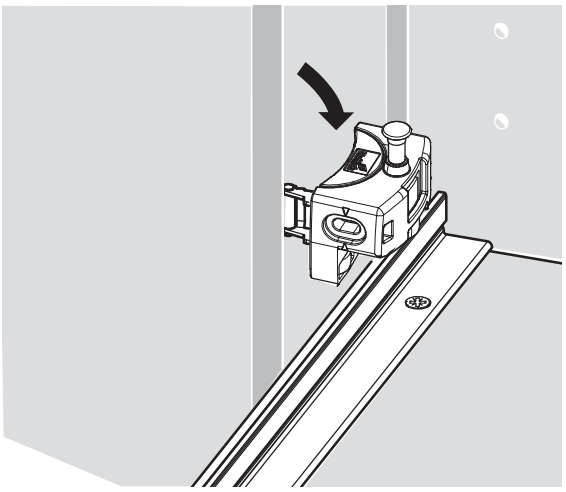

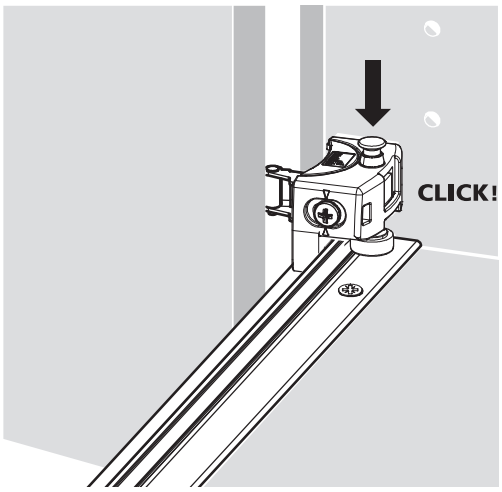
CLICK!

ø 6,3 x 12,5

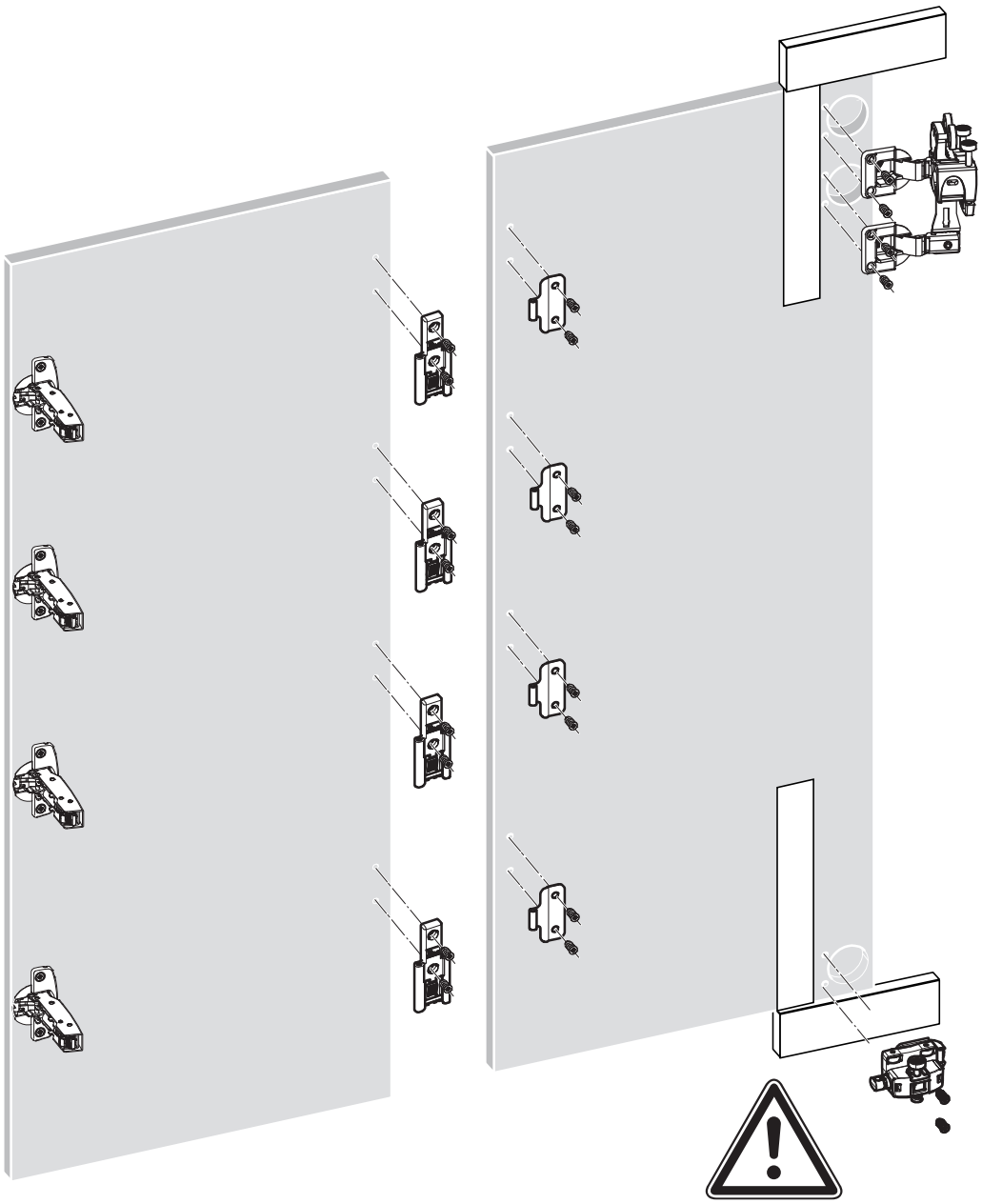

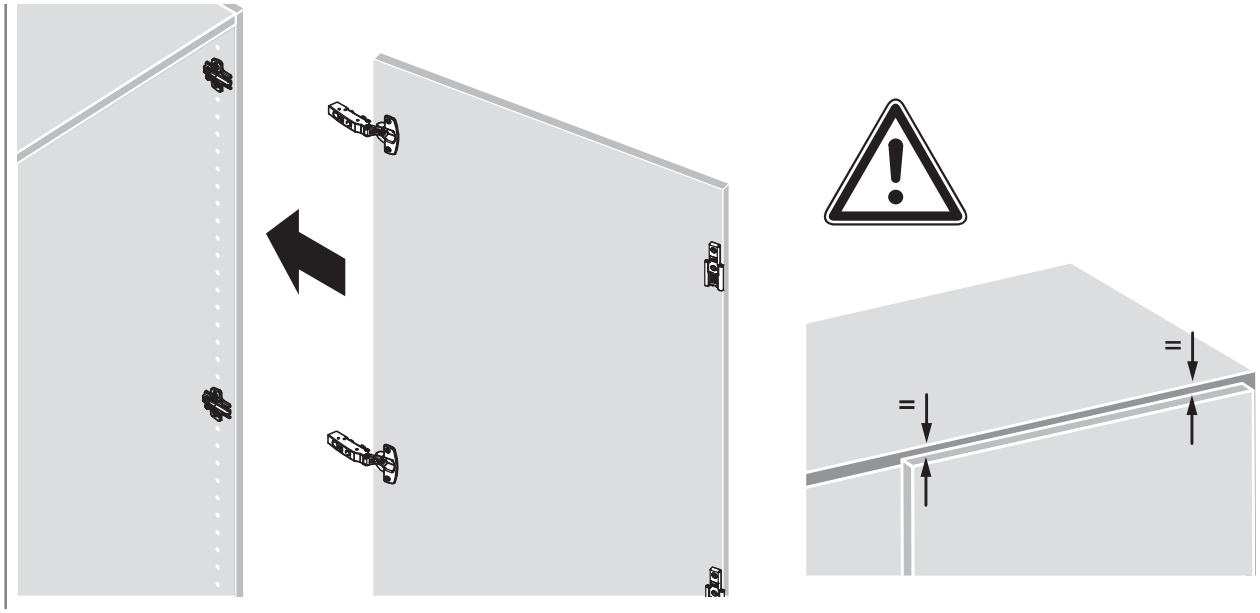
=
=

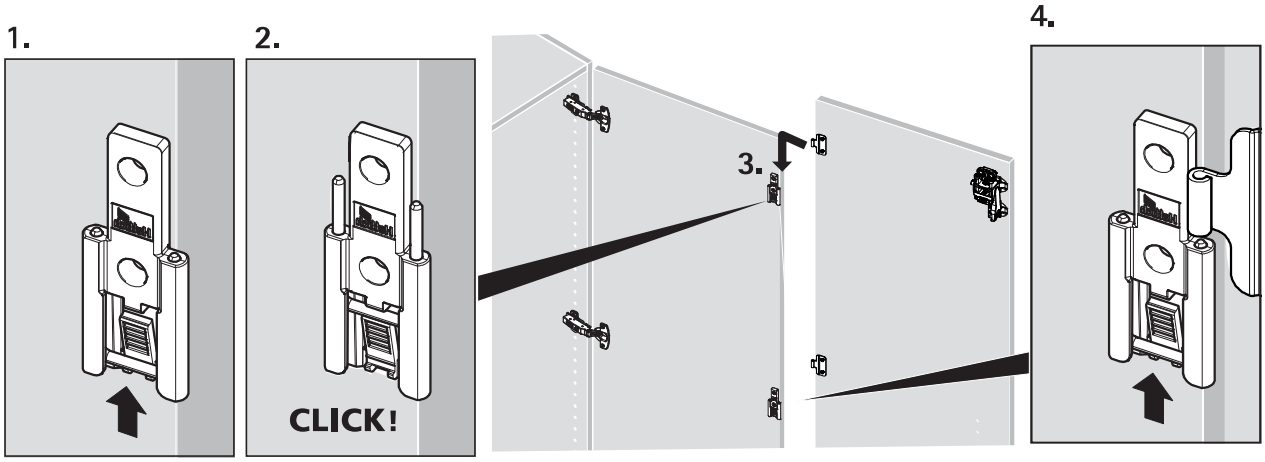
1.
2.
CLICK!
3.
4.

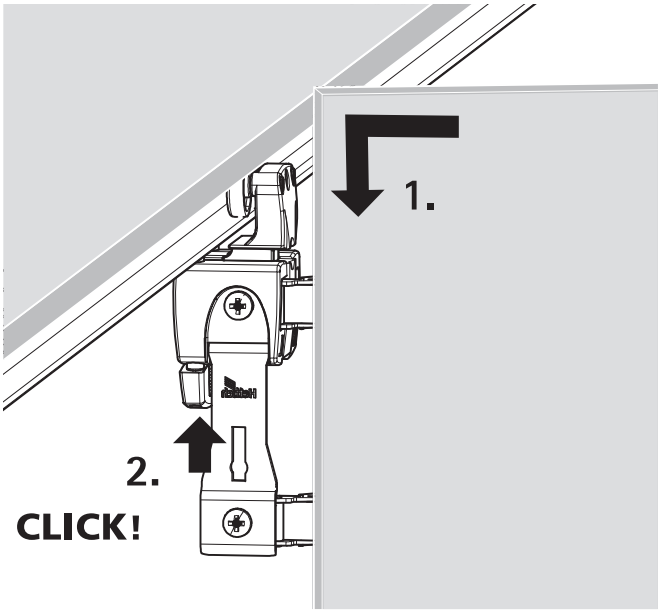
1.
2.
CLICK!

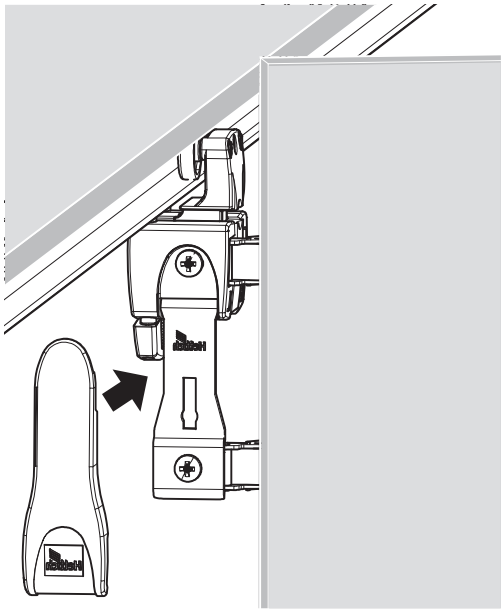

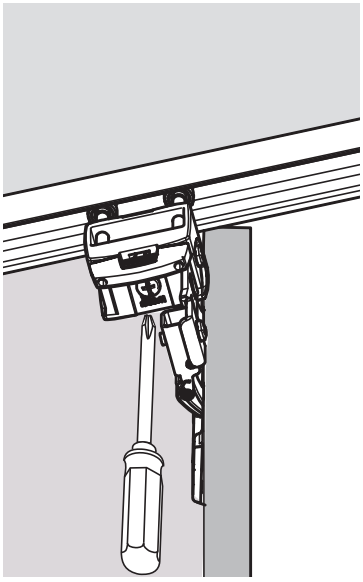

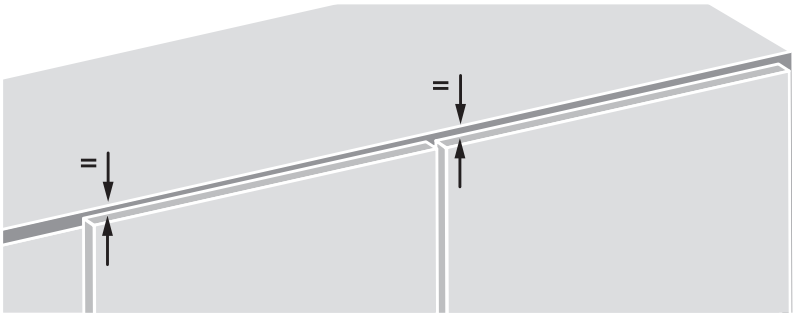
=
=

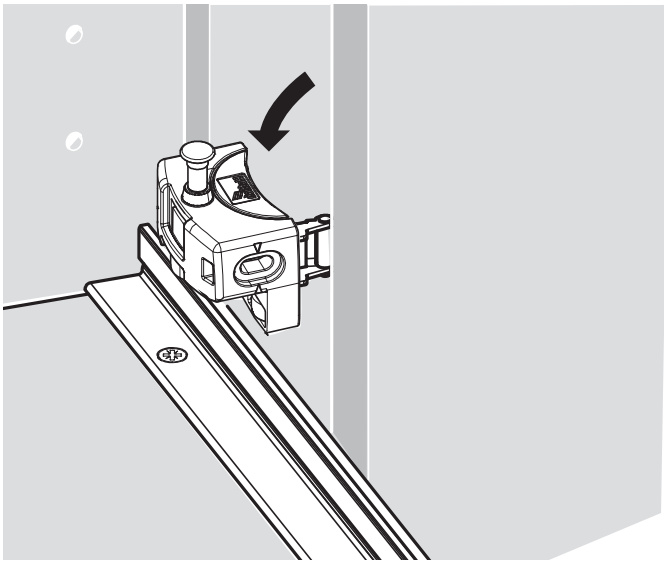

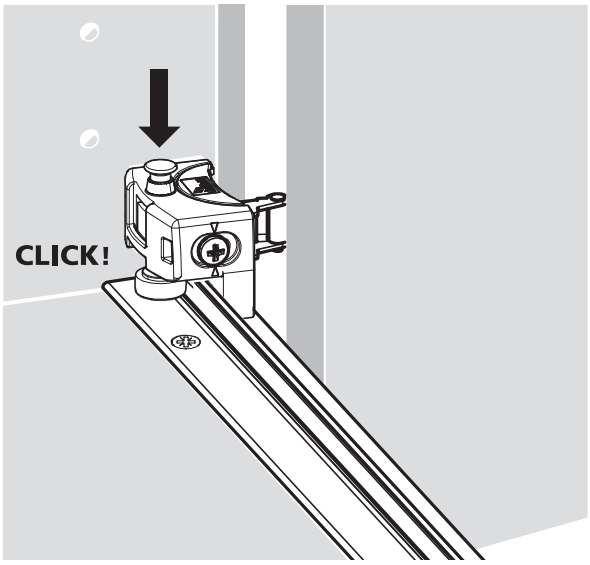
CLICK!

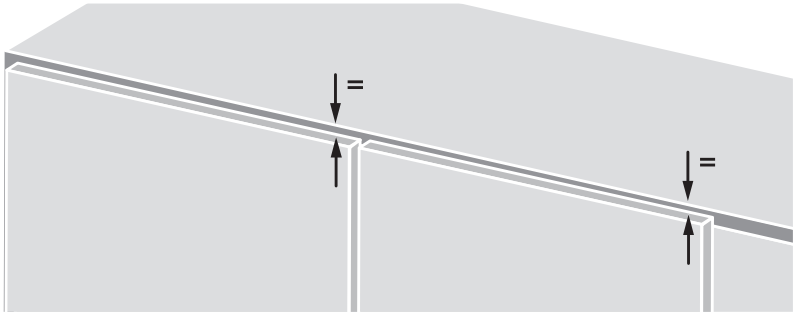
=
=

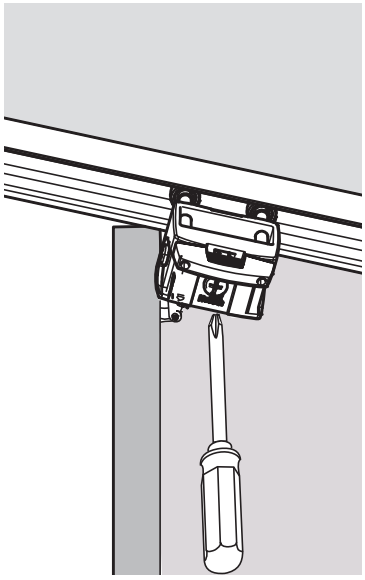

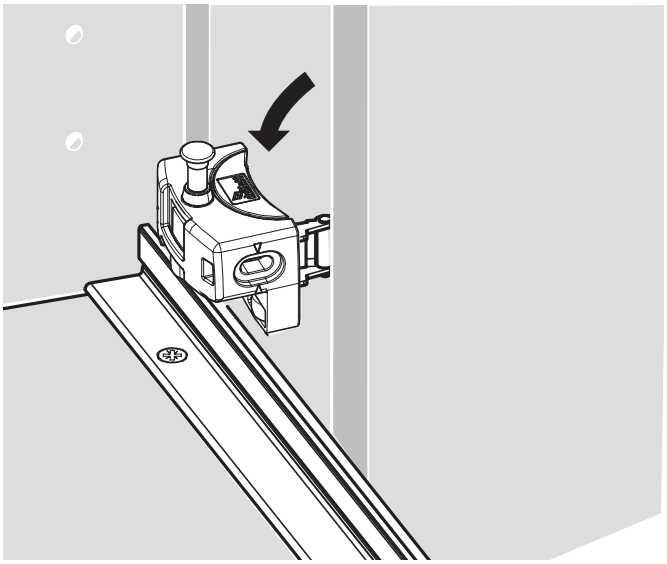

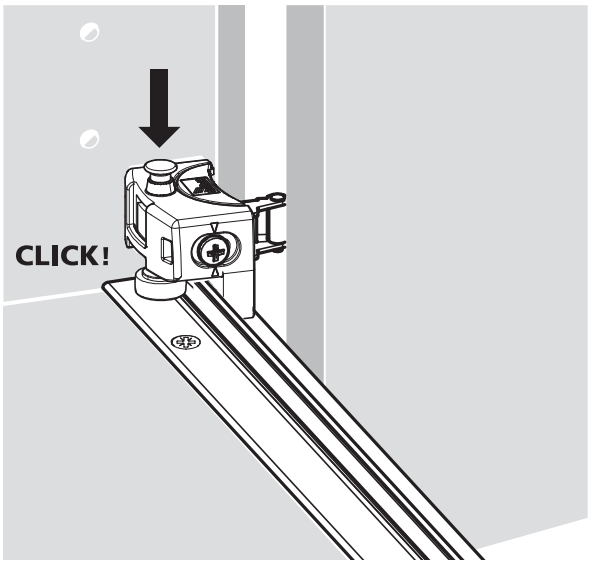
CLICK!

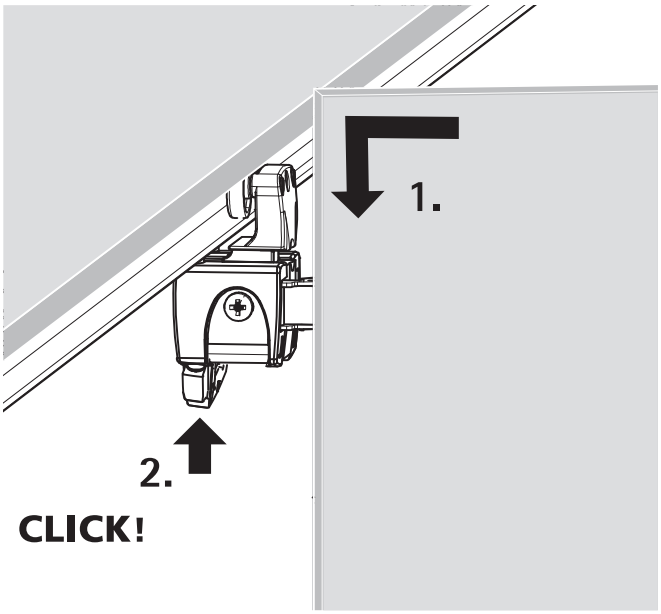
1.
2.
CLICK!

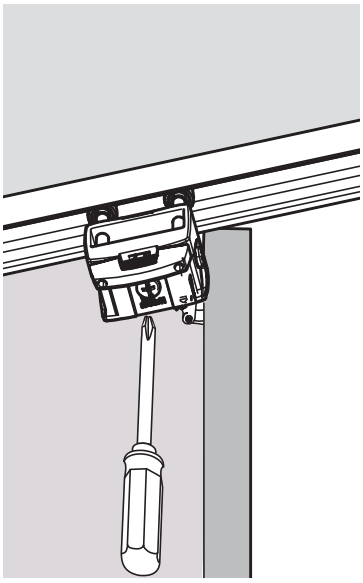

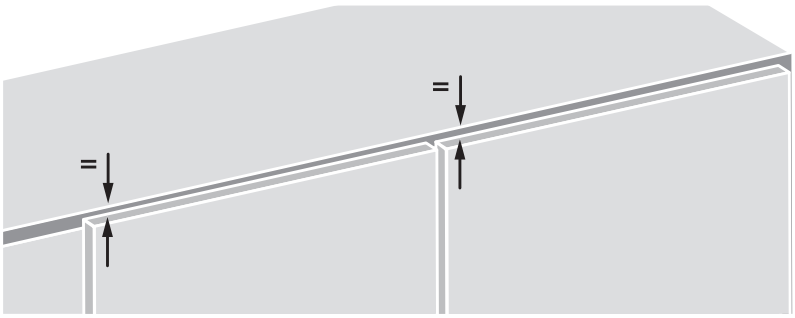
=
=

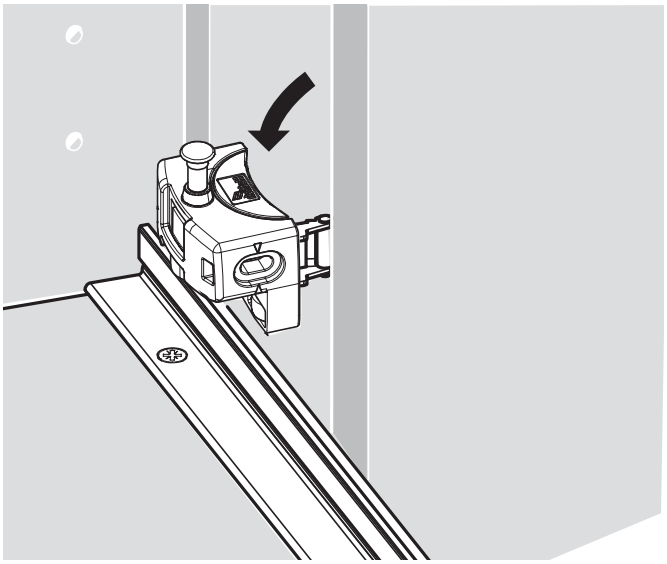

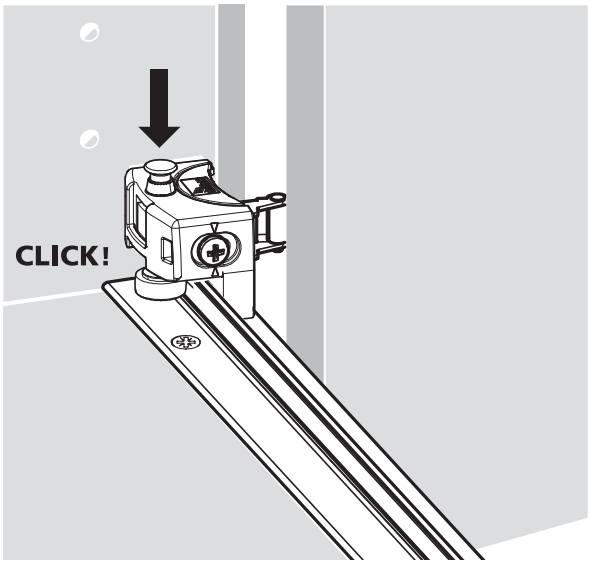
CLICK!